

Educational experiences of Albertan youth with income support activity

Child and Youth Data Laboratory (CYDL)

Report for Experiences of Albertan Youth Project

Key findings

This report is an overview of the educational experiences of 2,445 Albertan youth (aged 18 to 24 years old) who at any point in 2008/09 received income support. Human Services provides financial benefits to individuals and families who do not have the resources to meet their basic needs, such as food, clothing and shelter. Client types are those with *barriers to full employment* and those *expected to work*. Youth who received income support while upgrading or training (*learners*) were excluded. Household types are singles or couples, with or without children. For high school students, school authority type is considered. For post-secondary students, institution type, credential type, and enrolment status are considered. See *Definitions and Notes* for details. Youth were *not necessarily simultaneously receiving income support and attending high school or post-secondary institutions*.

The report describes client types and household types of youth with any income support activity who were enrolled (not necessarily at the same time) in an educational program, as well as relationships with age, gender, region of residence, socio-economic status, mental health status, and health service use. These youth were compared to youth enrolled in high school or post-secondary programs but not receiving income support.

- 549 Albertan youth (aged 18 to 20) who had any income support activity were registered in high school, and 378 Albertan youth (aged 18 to 24) who had any income support activity were enrolled in post-secondary institutions at some point in 2008/09.
- Youth with any income support activity who were registered in high school were most likely to be clients with *barriers to full employment*, single, female, living in large city centres, living in the lowest socio-economic status neighbourhoods, receiving services for a mental health condition, having a high rate of health service use, and performing below educational expectations.
- Youth with any income support activity who were enrolled in post-secondary institutions were likely to be clients with *barriers to full employment*, female, single, part-time students, enrolled in community or independent institutions and enrolled in *no credential* programs.



Contents

Key findings and Context.....	1 to 2
Data analyses.....	3 to 10
Tables.....	11 to 22
Definitions and Notes.....	23 to 25
Data sources.....	26
References.....	26
About CYDL.....	27



Context

Income support is one of a broader suite of social programs provided by the various levels of government; other programs include supports for the elderly, the disabled, families, and the unemployed. Income support programs are designed to assist individuals in striving toward self-sufficiency; obtaining an education is a potential road to self-sufficiency.

Previous Alberta data indicate that the largest proportion of income support clients is 20-29 years old (31%), while 9% of income support clients are 0-19 years old. Approximately one third of these individuals identify themselves as Aboriginal and one quarter identify themselves as someone with a disability.¹ International literature suggests that youth are more likely to be on income support if they grew up in a family that relied on income support.^{2,3}

Barriers to permanent employment for individuals who are able to work include lack of affordable childcare, lack of transportation, existence of mental health and addiction conditions, and poor skills in areas such as stress and conflict management or problem solving.¹

Lack of education has been shown to be a key barrier to leaving income support. Compared to those with higher education, individuals without a high school diploma have a greater likelihood of re-entering income support after leaving it.⁴ Income support recipients who graduate from college are also more likely to leave income support compared to those with less education.³

The project

The current project, **Experiences of Albertan Youth**, is focused on basic understanding of the experiences of Albertan youth within and across ministries, as they relate to key indicators (age, gender, socio-economic status, educational achievement, and mental health status). It is the first project in a planned series that will link and analyze administrative data on children and youth in Alberta to inform policy, programs, and research.

List of reports for the project

Socio-economic status of Albertan youth
Educational experiences of Albertan youth
Mental health status of Albertan youth
Family Support for Children with Disabilities services received by Albertan youth
Maltreatment-related investigations among Albertan youth
Maltreatment-related intervention services received by Albertan youth
Physician visits by Albertan youth

Emergency room visits by Albertan youth
Hospitalizations of Albertan youth
Offence charges among Albertan youth
Corrections involvement among Albertan youth
Post-secondary students in Alberta
Income support among Albertan youth
Educational experiences of Albertan youth with income support activity
Least advantaged and most advantaged Albertan youth

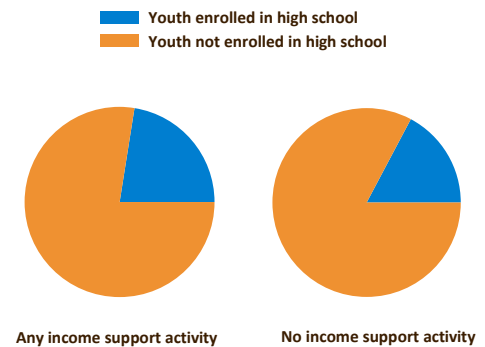
Educational experiences of Albertan youth with income support activity

Income support status by high school enrolment (Table 1)

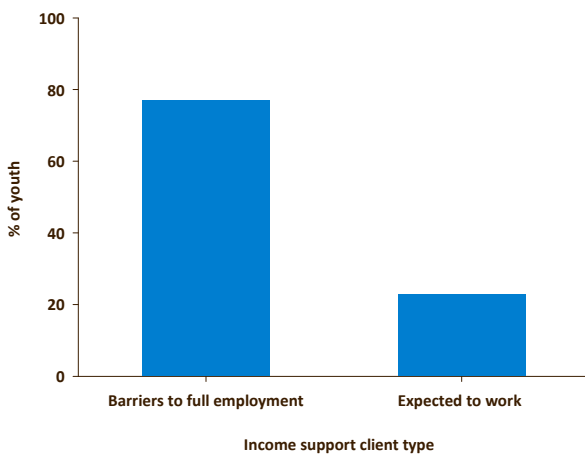
The first part of this report considers analyses of youth (aged 18 to 20 years) who were enrolled in Albertan high schools in 2008/09 by their income support status.

- Of 2,445 youth (18 to 20 years old) who had any income support activity in 2008/09, 23% (549 youth) were enrolled in high school at some point in the year.
- 17%, 28,931 youth out of 170,679 Albertan youth (18 to 20 years old) with no income support activity in 2008/09 were enrolled in high school. The fact that youth with no income support activity were less likely to be enrolled in high school may be partially due to many youth completing high school education by 18 years of age and transitioning into post-secondary or into the work force.

Income support status by high school enrolment status
Albertan youth aged 18 to 20



Income support client type
Albertan youth aged 18 to 20 enrolled in high school



Income support client type by high school enrolment (Table 2)

- The majority (77%) of high school students with any income support activity were youth that had *barriers to full employment*.

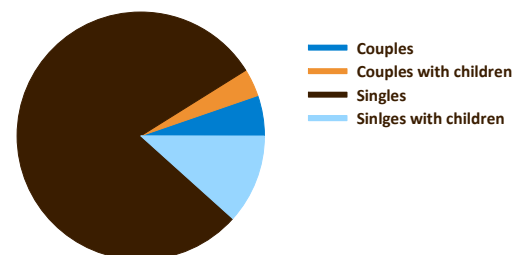
Income support household type by high school enrolment (Table 3)

In this analysis, youth (18 to 20 years old) with any income support activity who enrolled in high school at some point in 2008/09 were analyzed by household type (or family composition).

- The majority of high school students with any income support activity were *singles* (79%), followed by *singles with children* (12%), *couples* (5%) and lastly *couples with children* (4%).

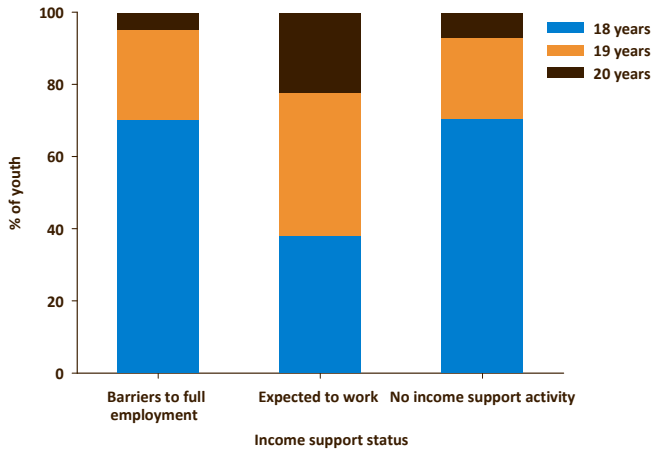
No further analysis by household type was conducted due to small numbers in some categories.

Income support household type
Albertan youth aged 18 to 20 enrolled in high school



Educational experiences of Albertan youth with income support activity

Income support status by age
Albertan youth aged 18 to 20 enrolled in high school



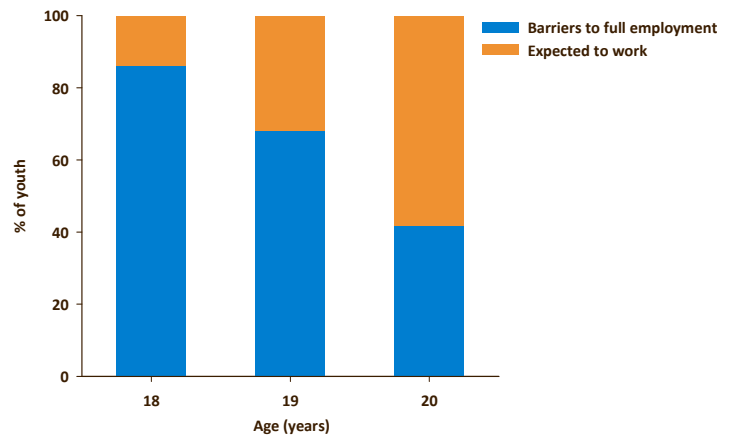
Income support status by age, high school students (Table 4)

- Youth enrolled in high school who received any income support as *expected to work clients* at some point in the year were most likely to be aged 19 years (40%).
- The majority of youth with no income support activity or with any income support activity with *barriers to full employment* were 18 years old (70% and 71% respectively). In contrast among youth *expected to work*, 18 year olds comprised 38% of the population.

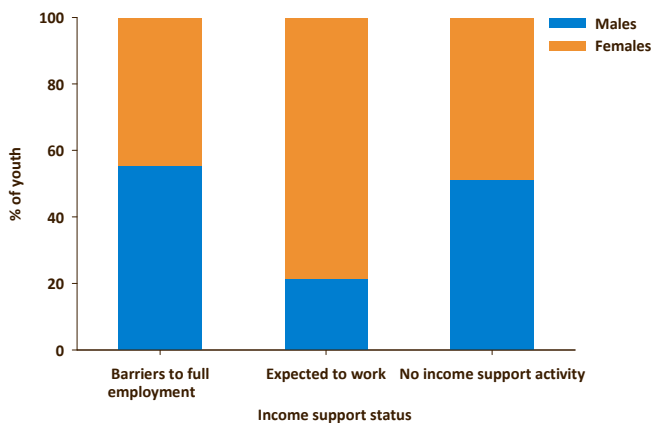
Income support client type by age, high school students (Table 5)

- The majority of 18 and 19 year old high school students with any income support activity had *barriers to full employment* (86% and 68% respectively).
- Most 20 year old high school students with any income support activity were *expected to work* (58%).

Income support client type by age
Albertan youth aged 18 to 20 enrolled in high school



Income support status by gender
Albertan youth aged 18 to 20 enrolled in high school



Income support status by gender, high school students (Table 6)

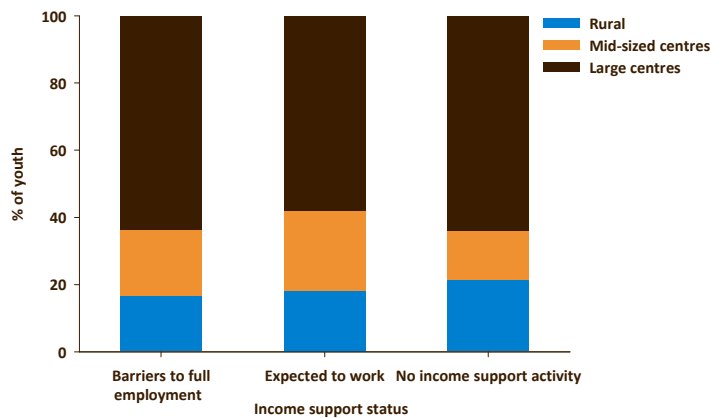
- Youth enrolled in high school with any income support activity as *expected to work clients* were predominantly females (79%), compared to 44% females among youth with any income support activity with *barriers to full employment* and 49% female among youth with no income support activity.

Educational experiences of Albertan youth with income support activity

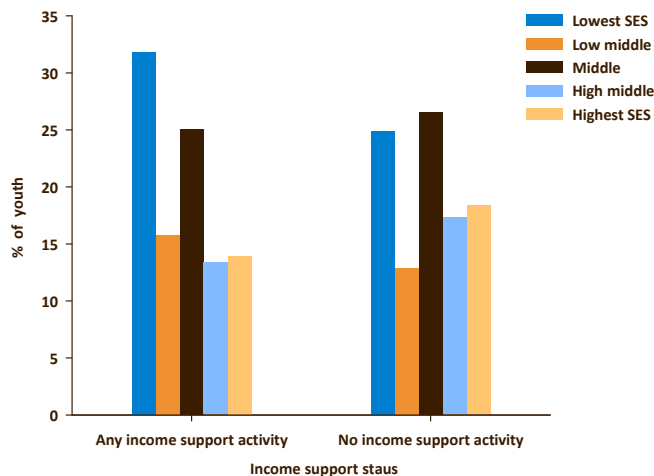
Income support status by region of residence, high school students (Table 7)

- Youth enrolled in high school with any income support activity were most likely to live in large city centres, regardless of their income support status.
- Youth enrolled in high school with any income support activity as *expected to work* clients were more likely to live in mid-sized centres than other groups.

Income support status by region of residence
Albertan youth aged 18 to 20 enrolled in high school



Income support status by socio-economic status
Albertan youth aged 18 to 20 enrolled in high school



Income support status by socio-economic status, high school students (Table 8)

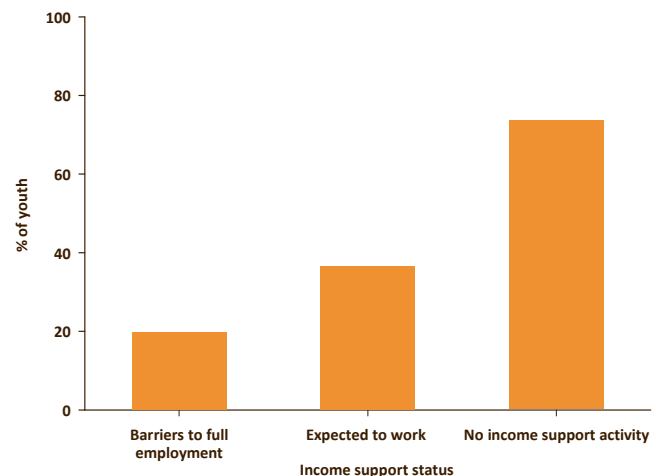
Socio-economic status (SES) captures the social and material environments in which youth live. See *Definitions and Notes* (p.23).

- High school students with any income support activity were more likely to come from the lowest socio-economic status neighbourhoods than high school students without any income support activity.

Income support status by educational achievement, high school students (Table 9)

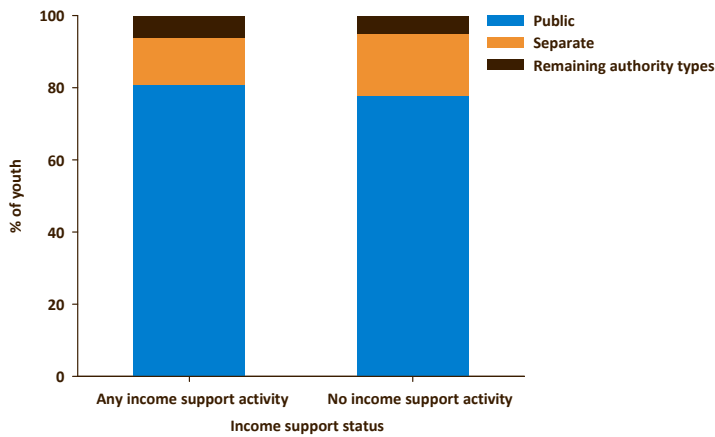
- High school students with any income support activity as *expected to work* clients were nearly twice as likely (37%) to meet or exceed educational expectations than high school students with any income support activity as *barriers to full employment* clients (20%).
- High school students with no income support activity were twice as likely to meet or exceed educational expectations, than those with any income support activity.

Income support status for youth meeting or above educational expectations
Albertan youth aged 18 to 20 enrolled in high school



Educational experiences of Albertan youth with income support activity

Income support status by school authority type
Albertan youth 18 to 20 enrolled in high school



Income support status by school authority type, high school students (Table 10)

School authority types within the K-12 education system include public, separate, Francophone, charter, private and other. See *Definitions and Notes* (p.24).

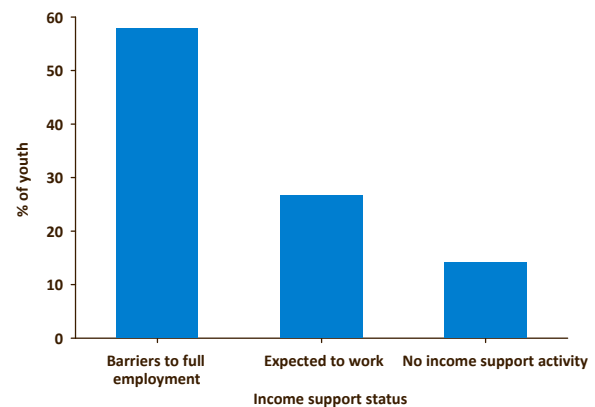
- High school students (aged 18 to 20 years) with any income support activity were slightly more likely to be enrolled in a public school (81%) than youth with no income support activity (78%).

Income support status by mental health status, high school students (Table 11)

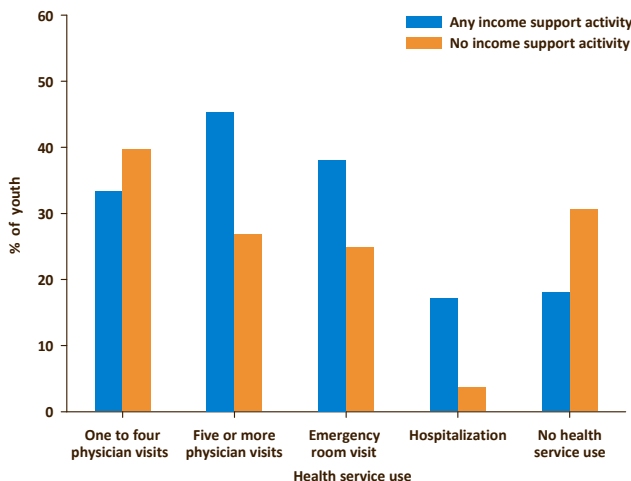
Mental health status refers to presence or absence of a mental health condition. Mental health conditions are defined as receipt of services related to mental health conditions; that is, receipt of services is used here as a proxy for confirmed presence of a mental health condition. See *Definitions and Notes* (p.24).

- Of youth who attended high school with any income support activity as *barriers to full employment* clients, 58% used services for a mental health condition.
- The rate was lower for youth enrolled in high school with any income support activity as *expected to work* clients (27%) and for youth with no income support activity (14%).

Income support client type by presence of a mental health condition
Albertan youth aged 18 to 20 enrolled in high school



Income support status by health service use
Albertan youth aged 18 to 20 enrolled in high school



Income support status by health service use, high school students (Table 12)

- High school students who had any income support activity were more likely to have five or more physician visits, to have visited an emergency room, or to have been hospitalized than youth enrolled in high school with no income support activity.

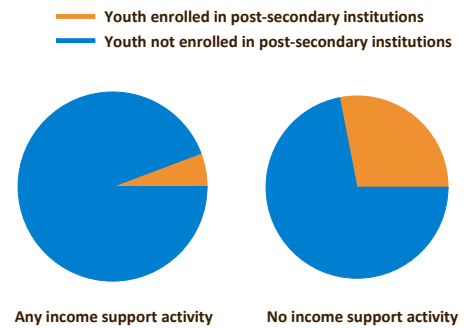
Educational experiences of Albertan youth with income support activity

Income support status by post secondary enrolment (Table 13)

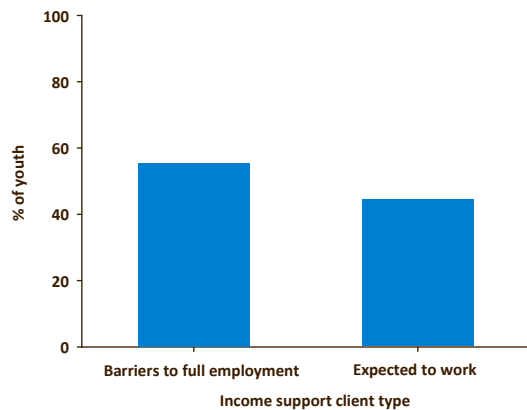
From this point onward, analyses focus on youth (aged 18 to 24 years) with any income support activity in 2008/09 who were enrolled in post-secondary institutions at some other point in the year.

- Of 6,599 Albertan youth (18 to 24 years old) with any income support activity, 6%,378 youth were enrolled in post-secondary institutions.
- 28%, 399,415 youth out of 399,415 Albertan youth (18 to 24 years old) with no income support activity were enrolled in post-secondary institutions.

Income support status by post-secondary enrolment status
Albertan youth aged 18 to 24



Income support client type
Albertan youth aged 18 to 24 enrolled in post-secondary institutions



Income support status by post-secondary enrolment (Table 14)

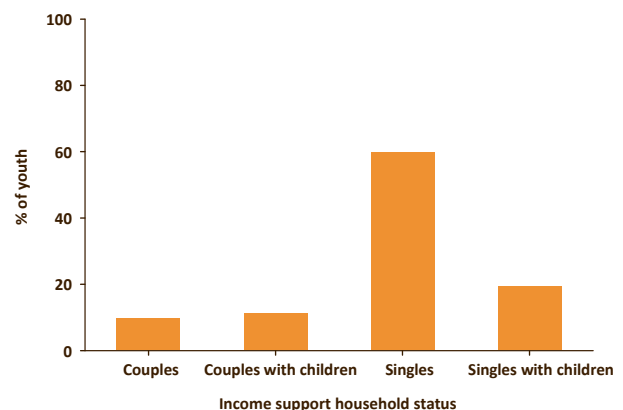
- Over half (56%) of post-secondary institution students with any income support activity were youth with *barriers to full employment*.

Income support household type by post-secondary institution enrolment (Table 15)

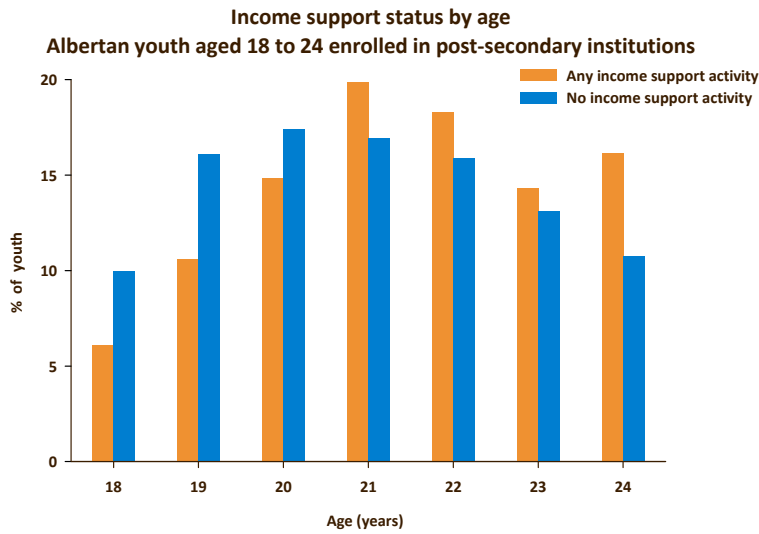
- Over half (52%) of youth enrolled in post-secondary institutions with any income support activity were *singles*.
- A small proportion (8%) of youth enrolled in post-secondary institutions with any income support activity were *couples*.

No further analysis by household type was conducted due to small numbers in some of the categories.

Income support household type
Albertan youth aged 18 to 24 enrolled in post-secondary institutions



Educational experiences of Albertan youth with income support activity



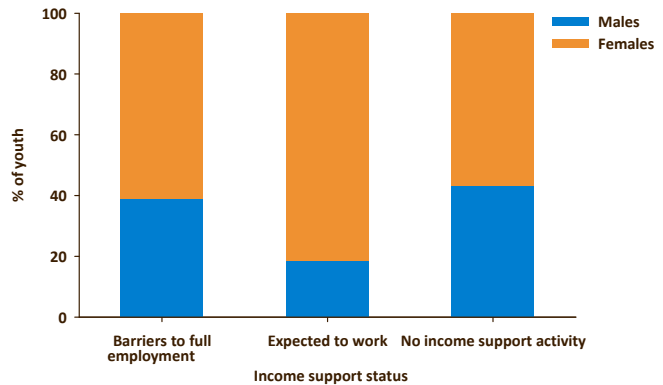
Income support status by age, post-secondary students (Table 16)

- Youth enrolled in post-secondary institutions with any income support activity were older on average than youth enrolled in post-secondary institutions with no income support activity.

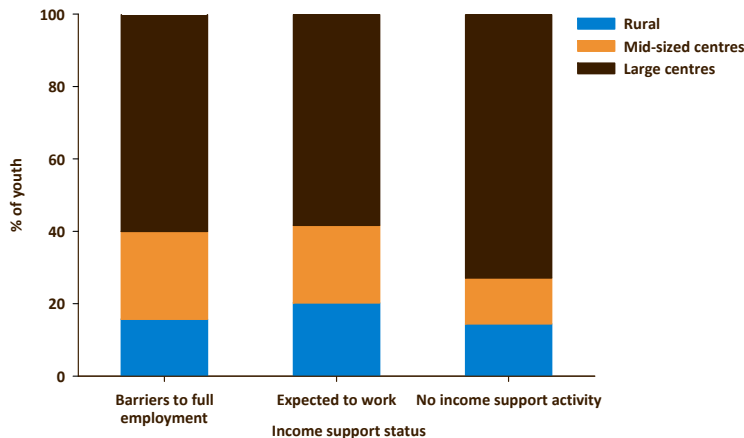
Income support status by gender, post-secondary students (Table 17)

- A higher proportion (82%) of youth enrolled in post-secondary institutions with any income support activity who were *expected to work* were female, compared to 61% among youth with any income support activity with *barriers to full employment*, and 57% among youth with no income support activity.

Income support status by gender
Albertan youth aged 18 to 24 enrolled in post-secondary institutions



Income support status by region of residence
Albertan youth aged 18 to 24 enrolled in post-secondary institutions



Income support status by region of residence, post-secondary students (Table 18)

- More youth with any income support activity were from mid-sized centres than youth with no income support activity.
- 20% of youth with any income support activity who were *expected to work* resided in rural areas, compared to 16% among youth with any income support activity with *barriers to full employment* and 14% among youth with no income support activity.

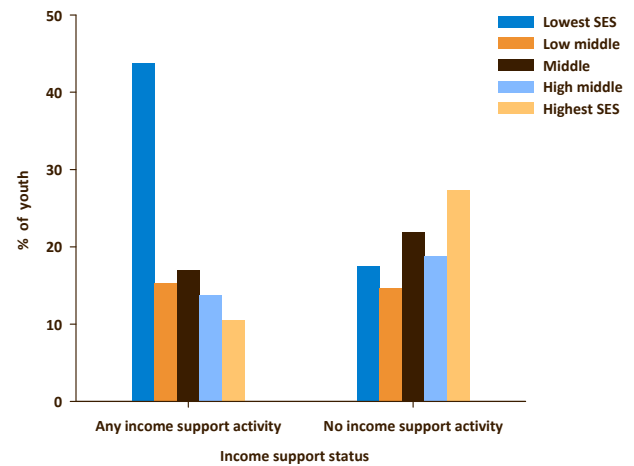
Educational experiences of Albertan youth with income support activity

Income support status by socio-economic status, post-secondary students (Table 19)

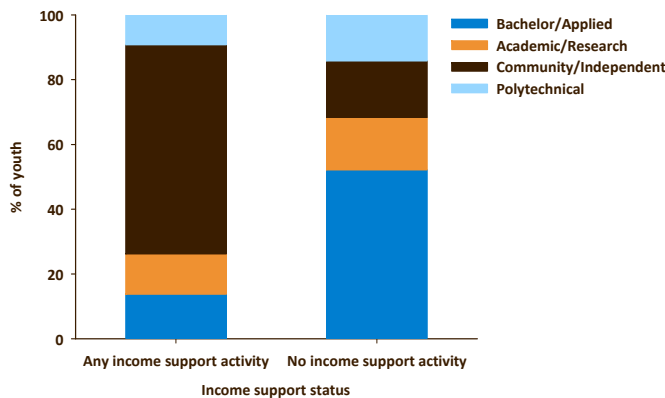
Socio-economic status captures the social and material environments in which youth live. See *Definitions and Notes* (p.23).

- 44% of youth with any income support activity who were enrolled in post-secondary institutions lived in the lowest socio-economic status neighbourhoods, compared to 18% of youth with no income support activity.
- Youth with no income support activity who were enrolled in post-secondary institutions were more likely (27%) to live in the highest socio-economic status neighbourhoods than youth with any income support activity (11%).

Income support status by socio-economic status
Albertan youth aged 18 to 24 enrolled in post-secondary institutions



Income support status by institution type
Albertan youth aged 18 to 24 enrolled in post-secondary institutions



Income support status by institution type, post-secondary students (Table 20)

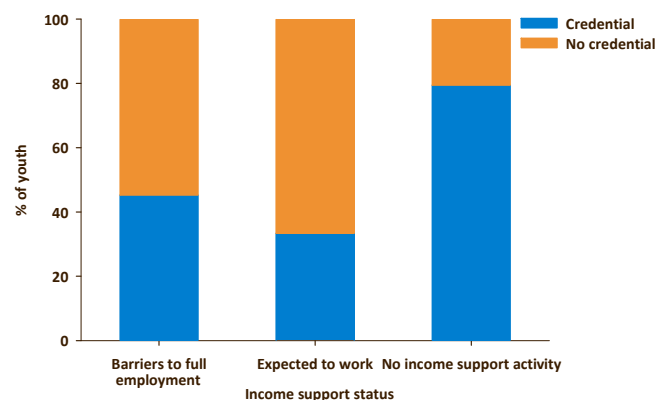
- The majority (65%) of post-secondary students with any income support activity were enrolled in community (e.g. Norquest College) or independent institutions (e.g. St. Mary's University College), compared to 17% of post-secondary students with no income support activity.

Income support status by credential type, post-secondary students (Table 21)

Credential post-secondary programs include bachelor/applied/graduate level programs and certificate/diploma programs; other programs with *no credential* received upon completion. See *Definitions and Notes* (p.25).

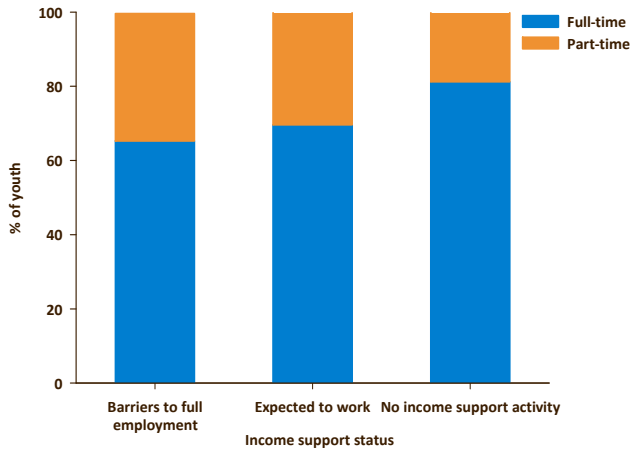
- Youth enrolled in post-secondary institutions with any income support activity who were *expected to work* were less likely (33%) to be enrolled in a *credential* program than youth with any income support activity with *barriers to full employment* (45%) or youth with no income support activity (79%).

Income support status by credential type
Albertan youth aged 18 to 24 enrolled in post-secondary institutions



Educational experiences of Albertan youth with income support activity

Income support client type by enrolment status
Albertan youth aged 18 to 24 enrolled in post-secondary institutions



Income support status by enrolment status, post-secondary students (Table 22)

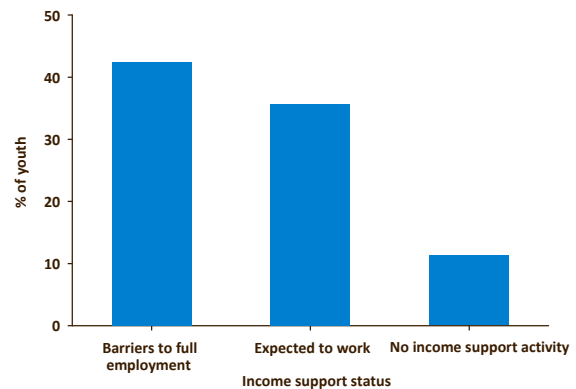
- Youth who had any income support activity with *barriers to full employment* were most likely (35%) among the three groups to enroll on a part-time basis, followed by youth *expected to work* (30%) and youth with no income support activity (19%).

Income support status by mental health status, post-secondary students (Table 23)

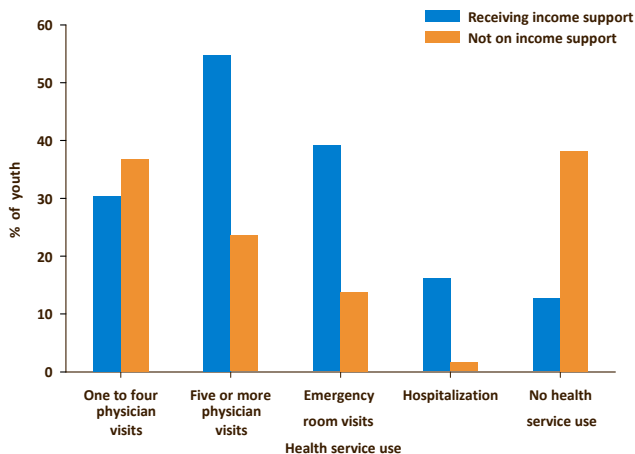
Mental health status refers to presence or absence of a mental health condition. Mental health conditions are defined as receipt of services related to mental health conditions; that is, receipt of services is used here as a proxy for confirmed presence of a mental health condition. See *Definitions and Notes* (p.24).

- Post-secondary students with any income support activity were over three times as likely to have received services for a mental health condition than youth with no income support activity.

Income support status by presence of a mental health condition
Albertan youth aged 18 to 24 enrolled in post-secondary institutions



Income support status by health service use
Albertan youth aged 18 to 24 enrolled in post-secondary institutions



Income support status by health service use, post-secondary students (Table 24)

- Post-secondary students with any income support activity were more likely than youth with no income support activity to have had five or more physician visits, to have visited an emergency room, or to have been hospitalized at least once.
- Youth with no income support activity were more likely to have one or more physician visits, or to have had no health service use.

Educational experiences of Albertan youth with income support activity

Tables

Table 1. Number and percent of youth enrolled in high school by income support status, Albertan youth aged 18 to 20 years, 2008/09

	Enrolled in high school	Income support status		
		Any income support activity	No income support activity	Total
Number of youth	Yes	549	28,931	29,480
	No	1,896	139,303	141,199
	Total	2,445	168,234	170,679
Percent of youth	Yes	22.5	17.2	17.3
	No	77.5	82.8	82.7
	Total	100.0	100.0	100.0

Table 2. Number and percent of youth enrolled in high school by income support client type, Albertan youth aged 18 to 20 years, 2008/09

	Income support client type	Enrolled in high school
Number of youth	Barriers to full employment	423
	Expected to work	126
	Total	549
Percent of youth	Barriers to full employment	77.0
	Expected to work	23.0
	Total	100.0

Educational experiences of Albertan youth with income support activity

Tables (continued)

Table 3. Number and percent of youth with any income support activity enrolled in high school by household type, Albertan youth aged 18 to 20 years, 2008/09

	Household type	Enrolled in high school
Number of youth	Couples	29
	Couples with children	20
	Singles	436
	Singles with children	64
	Total	549
Percent of youth	Couples	5.3
	Couples with children	3.6
	Singles	79.4
	Singles with children	11.7
	Total	100.0

Table 4. Number and percent of youth enrolled in high school by income support status and age, Albertan youth aged 18 to 20 years, 2008/09

	Age (years)	Income support status			Total	No income support activity
		Barriers to full employment	Expected to work			
Number of youth	18	297	48	345	20,384	
	19	106	50	156	6,542	
	20	20	28	48	2,005	
	Total	423	126	549	28,931	
Percent of youth	18	70.2	38.1	62.8	70.5	
	19	25.1	39.7	28.4	22.6	
	20	4.7	22.2	8.7	6.9	
	Total	100.0	100.0	100.0	100.0	

Educational experiences of Albertan youth with income support activity

Tables (continued)

Table 5. Number and percent of youth enrolled in high school by income support client type and age, Albertan youth aged 18 to 20 years, 2008/09

	Income support client type	Age (years)			
		18	19	20	Total
Number of youth	Barriers to full employment	297	106	20	423
	Expected to work	48	50	28	126
	Total	345	156	48	549
Percent of youth	Barriers to full employment	86.1	67.9	41.7	77.0
	Expected to work	13.9	32.1	58.3	23.0
	Total	100.0	100.0	100.0	100.0

Table 6. Number and percent of youth enrolled in high school by income support status and gender, Albertan youth aged 18 to 20 years, 2008/09

	Gender	Income support status			No income support activity
		Barriers to full employment	Expected to work	Total	
Number of youth	Males	235	27	262	14,796
	Females	188	99	287	14,135
	Total	423	126	549	28,931
Percent of youth	Males	55.6	21.4	47.7	51.1
	Females	44.4	78.6	52.3	48.9
	Total	100.0	100.0	100.0	100.0

Educational experiences of Albertan youth with income support activity

Tables (continued)

Table 7. Number and percent of youth enrolled in high school by income support status and region of residence, Albertan youth aged 18 to 20 years, 2008/09

	Region of residence	Income support status			No income support activity
		Barriers to full employment	Expected to work	Total	
Number of youth	Rural	71	23	94	6,220
	Mid-sized centres	83	30	113	4,167
	Large centres	269	73	342	18,425
	Total	423	126	549	28,812
Percent of youth	Rural	16.8	18.3	17.1	21.6
	Mid-sized centres	19.6	23.8	20.6	14.5
	Large centres	63.6	57.9	62.3	63.9
	Total	100.0	100.0	100.0	100.0

Table 8. Number and percent of youth enrolled in high school by income support status and socio-economic status (SES), Albertan youth aged 18 to 20 years, 2008/09

	Socio-economic status	Income support status	
		Any income support activity	No income support activity
Number of youth	Lowest SES	174	7,068
	Low middle	86	3,652
	Middle	137	7,545
	High middle	73	4,914
	Highest SES	76	5,220
	Total	546	28,399
Percent of youth	Lowest SES	31.9	24.9
	Low middle	15.8	12.9
	Middle	25.1	26.6
	High middle	13.4	17.3
	Highest SES	13.9	18.4
	Total	100.0	100.0

Educational experiences of Albertan youth with income support activity

Tables (continued)

Table 9. Number and percent of youth enrolled in high school by income support status and educational achievement, Albertan youth aged 18 to 20 years, 2008/09

	Educational achievement	Income support status			
		Barriers to full employment	Expected to work	Total	No income support activity
Number of youth	Below expectations	336	77	413	7,506
	Meeting/above expectations	84	46	130	20,929
	Total	420	123	543	28,435
Percent of youth	Below expectations	80.0	62.6	76.1	26.4
	Meeting/above expectations	20.0	37.4	23.9	73.6
	Total	100.0	100.0	100.0	100.0

Table 10. Number and percent of youth enrolled in high school by income support status and school authority type, Albertan youth aged 18 to 20 years, 2008/09

	School authority type	Income support status	
		Any income support activity	No income support activity
Number of youth	Public	443	22,529
	Separate	73	4,973
	Remaining authority type	33	1,429
	Total	549	28,931
Percent of youth	Public	80.7	77.9
	Separate	13.3	17.2
	Remaining authority type	6.0	4.9
	Total	100.0	100.0

Educational experiences of Albertan youth with income support activity

Tables (continued)

Table 11. Number and percent of youth enrolled in high school by income support status and mental health status, Albertan youth aged 18 to 20 years, 2008/09

	Mental health status	Income support status			No income support activity
		Barriers to full employment	Expected to work	Total	
Number of youth	Any mental health condition	207	30	237	3,223
	No mental health condition	150	82	232	19,463
	Total	357	112	469	22,686
Percent of youth	Any mental health condition	58.0	26.8	50.5	14.2
	No mental health condition	42.0	73.2	49.5	85.8
	Total	100.0	100.0	100.0	100.0

Table 12. Number and percent of youth enrolled in high school by income support status and health service use, Albertan youth, aged 18 to 20 years, 2008/09

	Health service use*	Income support status	
		Any income support activity	No income support activity
Number of youth	One to four physician visits	183	11,470
	Five or more physician visits	249	7,764
	Emergency room visit	209	7,196
	Hospitalization	94	1,060
	Any health service use	450	20,079
	No health service use	99	8,852
	Total	549	28,931
Percent of youth	One to four physician visits	33.3	39.6
	Five or more physician visits	45.4	26.8
	Emergency room visit	38.1	24.9
	Hospitalization	17.1	3.7
	Any health service use	82.0	69.4
	No health service use	18.0	30.6

*Health service use categories are not mutually exclusive

Educational experiences of Albertan youth with income support activity

Tables (continued)

Table 13. Number and percent of youth enrolled in post-secondary institutions by income support status, Albertan youth aged 18 to 24 years, 2008/09

	Enrolled in post-secondary institutions	Income support status		
		Any income support activity	No income support activity	Total
Number of youth	Yes	378	112,142	112,520
	No	6,221	287,273	293,494
	Total	6,599	399,415	406,014
Percent of youth	Yes	5.7	28.1	27.7
	No	94.3	71.9	72.3
	Total	100.0	100.0	100.0

Table 14. Number and percent of youth enrolled in post-secondary institutions by income support client type, Albertan youth aged 18 to 24 years, 2008/09

	Income support client type	Enrolled in post-secondary institutions
Number of youth	Barriers to full employment	210
	Expected to work	168
	Total	378
Percent of youth	Barriers to full employment	55.6
	Expected to work	44.4
	Total	100.0

Educational experiences of Albertan youth with income support activity

Tables (continued)

Table 15. Number and percent of youth with any income support activity enrolled in post-secondary institutions by household type, Albertan youth aged 18 to 24 years, 2008/09

	Household type	Enrolled in post-secondary institutions
Number of youth	Couples	29
	Couples with children	42
	Singles	197
	Singles with children	110
	Total	378
Percent of youth	Couples	7.7
	Couples with children	11.1
	Singles	52.1
	Singles with children	29.1
	Total	100.0

Table 16. Number and percent of youth enrolled in post-secondary institutions by income support status and age, Albertan youth aged 18 to 24 years, 2008/09

	Age in years	Income support status	
		Any income support activity	No income support activity
Number of youth	18	23	11,185
	19	40	17,995
	20	56	19,509
	21	75	18,992
	22	69	17,762
	23	54	14,668
	24	61	12,031
	Total	378	112,142
Percent of youth	18	6.1	10.0
	19	10.6	16.0
	20	14.8	17.4
	21	19.8	16.9
	22	18.3	15.8
	23	14.3	13.1
	24	16.1	10.7
	Total	100.0	100.0

Educational experiences of Albertan youth with income support activity

Tables (continued)

Table 17. Number and percent of youth enrolled in post-secondary institutions by income support status and gender, Albertan youth aged 18 to 24 years, 2008/09

	Gender	Income support status			No income support activity
		Barriers to full employment	Expected to work	Total	
Number of youth	Males	82	31	113	48,268
	Females	128	137	265	63,848
	Total	210	168	378	112,116
Percent of youth	Males	39.0	18.5	29.9	43.1
	Females	61.0	81.5	70.1	56.9
	Total	100.0	100.0	100.0	100.0

Table 18. Number and percent of youth enrolled in post-secondary institutions by income support status and region of residence, Albertan youth aged 18 to 24 years, 2008/09

	Region of residence	Income support status			No income support activity
		Barriers to full employment	Expected to work	Total	
Number of youth	Rural	33	34	67	13,818
	Mid-sized centres	51	36	87	12,147
	Large centres	126	98	224	69,861
	Total	210	168	378	95,826
Percent of youth	Rural	15.7	20.2	17.7	14.4
	Mid-sized centres	24.3	21.4	23.0	12.7
	Large centres	60.0	58.3	59.3	72.9
	Total	100.0	100.0	100.0	100.0

Educational experiences of Albertan youth with income support activity

Tables (continued)

Table 19. Number and percent of youth enrolled in post-secondary institutions by income support status and socio-economic status (SES), Albertan youth aged 18 to 24 years, 2008/09

	Socio-economic status	Income support status	
		Any income support activity	No income support activity
Number of youth	Lowest SES	163	16,623
	Low middle	57	13,955
	Middle	63	20,755
	High middle	51	17,829
	Highest SES	39	25,884
	Total	373	95,046
Percent of youth	Lowest SES	43.7	17.5
	Low middle	15.3	14.7
	Middle	16.9	21.8
	High middle	13.7	18.8
	Highest SES	10.5	27.2
	Total	100.0	100.0

Table 20. Number and percent of youth enrolled in post-secondary institutions by income support status and institution type, Albertan youth aged 18 to 24 years, 2008/09

	Institution type	Income support status	
		Any income support activity	No income support activity
Number of youth	Bachelor/Applied	52	18,156
	Academic/Research	47	58,513
	Community/Independent	244	19,562
	Polytechnical	35	15,911
	Total	378	112,142
	Percent of youth	Bachelor/Applied	13.8
Academic/Research		12.4	52.2
Community/Independent		64.6	17.4
Polytechnical		9.3	14.2
Total		100.0	100.0

Educational experiences of Albertan youth with income support activity

Tables (continued)

Table 21. Number and percent of youth enrolled in post-secondary institutions by income support status and credential type, Albertan youth aged 18 to 24 years, 2008/09

	Credential type	Income support status			
		Barriers to full employment	Expected to work	Total	No income support activity
Number of youth	Credential	95	56	151	89,052
	Non-credential	115	112	227	23,090
	Total	210	168	378	112,142
Percent of youth	Credential	45.2	33.3	39.9	79.4
	Non-credential	54.8	66.7	60.1	20.6
	Total	100.0	100.0	100.0	100.0

Table 22. Number and percent of youth enrolled in post-secondary institutions by income support status and enrolment status, Albertan youth aged 18 to 24 years, 2008/09

	Enrolment status	Income support status			
		Barriers to full employment	Expected to work	Total	No income support activity
Number of youth	Full-time	137	117	254	91,084
	Part-time	73	51	124	21,058
	Total	210	168	378	112,142
Percent of youth	Full-time	65.2	69.6	67.2	81.2
	Part-time	34.8	30.4	32.8	18.8
	Total	100.0	100.0	100.0	100.0

Educational experiences of Albertan youth with income support activity

Tables (continued)

Table 23. Number and percent of youth enrolled in post-secondary institutions by income support status and mental health status, Albertan youth aged 18 to 24 years, 2008/09

	Mental health status	Income support status			
		Not expected to work	Expected to work	Total	No income support activity
Number of youth	Any mental health condition	79	51	130	9,164
	No mental health condition	107	92	199	72,034
	Total	186	143	329	81,198
Percent of youth	Any mental health condition	42.5	35.7	39.5	11.3
	No mental health condition	57.5	64.3	60.5	88.7
	Total	100.0	100.0	100.0	100.0

Table 24. Number and percent of youth enrolled in post-secondary institutions by income support status and health service use, Albertan youth, aged 18 to 24 years, 2008/09

	Health service use*	Income support status	
		Any income support activity	No income support activity
Number of youth	One to four physician visits	115	41,293
	Five or more physician visits	207	26,449
	Emergency room visit	148	15,499
	Hospitalization	61	1,813
	Any health service use	330	69,326
	No health service use	48	42,816
	Total	378	112,142
	Percent of youth	One to four physician visits	30.4
Five or more physician visits		54.8	23.6
Emergency room visit		39.2	13.8
Hospitalization		16.1	1.6
Any health service use		87.3	61.8
No health service use		12.7	38.2

*Health service use categories are not mutually exclusive

Definitions and Notes

- The study population for this project consisted of all Albertan youth who were registered with the Alberta Health Care Insurance Plan in 2008/09 or who received selected services from one or more of the participating ministries in 2008/09. “All Albertan youth” refers to this study population.
- The study year was fiscal year 2008/09. With the exception of Education and Enterprise and Advanced Education data, all data were for services provided between April 1, 2008 and March 31, 2009, with age determined on March 31, 2009.
 - Data for Enterprise and Advanced Education were for services provided between September 1, 2008 and June 30, 2009, with age determined on March 31, 2009.
 - Data for Education were for services provided to youth who were 12 to 19 years old on September 30, 2008. As a result, youth turning 12 between October 1, 2008 and March 31, 2009 *were not* included in the Education data but were included in other ministries’ data. This resulted in the number of 12 year olds in the Education data being lower (approximately 50% lower) than that of 13 to 17 year olds.
 - Furthermore, although Education only provides services to youth who are under 20, the provision of services is defined by age at September 30. Youth who turned 20 between October 1, 2008 and March 31, 2009 *were* included in the Education data, resulting in the inclusion of 20 year olds in some analyses of Education data.
- **Cross-ministry analyses included only youth that were linked across the relevant ministries.** This means that not all youth in the project were represented in every analysis. As well, only youth with a value for a given indicator were included in analyses involving that indicator (i.e., **missing values** were excluded).
- Age, gender, and postal code (translated into Statistics Canada dissemination areas) were provided for each individual by each participating ministry. In the case of discrepancies between ministries, the most common value for an indicator was chosen. In the event of two or more most common values, the value for the indicator was chosen randomly from the most common values.
- Dissemination areas of residence were used by CYDL to determine **region of residence**. Urban areas included large centres with urban core populations greater than 100,000 (i.e., Edmonton and Calgary metropolitan areas) and mid-sized centres with urban cores greater than 10,000; all other areas were categorized as rural.
- **Socio-economic status (SES)** captures the social and material environments in which youth live. A youth was assigned a socio-economic status via an index based on the Statistics Canada dissemination area in which he or she resided⁵. Six indicators were included in the index: percent without a high school diploma, the employment ratio, average income, percent of single families, percent of persons living alone, and percent of persons separated, divorced, or widowed. Socio-economic status values fell into five quintiles.
- **Educational achievement** was computed by Alberta Education using age, grade, school type, special education codes, provincial achievement test scores, home education status, number of high school credits earned, number of higher level courses taken, average grade in higher level courses, possession of an Alberta Education certificate or diploma, and Alexander Rutherford scholarship eligibility. Educational achievement was categorized as *above, meeting, or below expectations* for a student’s age and grade. An educational achievement rating was not available for 12 to 14 year old youth without scores on provincial achievement tests, for youth in ‘other’ schools (accredited post-secondary institutions offering high school courses for credit to adults; most youth in these schools were between 18 and 20 years), and for home-schooled high school youth with no credits.

Definitions and Notes (*continued*)

- **Mental health status** was defined by the presence or absence of mental health diagnosis codes in Health's databases (Inpatient—Discharge Abstract Database, Ambulatory Care, and Practitioner Payments), or in the Family Support for Children with Disabilities Information System. Only youth who were registered with Alberta Health and Wellness for the full fiscal year were included in the mental health analyses. **Mental health service use is a proxy for presence of a mental health condition:** Some youth with mental health conditions may not have accessed mental health services in Alberta during the year, and some mental health service use may have occurred for youth who did not in fact have mental health conditions.
 - **Mental health conditions** were grouped based on The Johns Hopkins ACG® Case-Mix System (version 8.2)⁶. Mental health conditions were *mood/anxiety* (anxiety, depression, bipolar disorder, etc.), *behavioural* (attention-deficit disorder, regulatory disorder, mental or behavioural problems due to substance use, etc.), *neurodevelopmental* (autism, fetal alcohol spectrum disorder, cerebral palsy, etc.), or *schizophrenia/psychoses* (schizophrenia, psychosis, delusional disorder, etc.). Conditions were not mutually exclusive; a youth could have a diagnosis in more than one category.
- **Income support** refers to financial benefits provided to individuals and couples who cannot meet their basic needs.
- The **client types** for income support clients are *expected to work* (clients who are looking for work, working, or unable to work in the short term) and *barriers to full employment* (clients who have difficulty working because of a chronic mental or physical health problem or because of multiple barriers to employment).
- **Household types** include singles (one adult in the household) with or without children, and couples (two adults in the household) with or without children.
- Participation in **education** refers to enrolment in the kindergarten to grade 12 education system in Alberta. No data were available for students who attended schools on First Nations reserves or in Lloydminster.
- **School authority types**

There is one publicly-funded system of education in Alberta. The public system includes public, separate, Francophone and charter schools.

 - **Public** schools are non-denominational schools.
 - **Separate** schools are established under rights guaranteed by the Constitution of Canada for the minority religion (Protestant or Roman Catholic).
 - **Francophone** schools provide instruction in French to children whose parents have rights under section 23 of the Canadian Charter of Rights and Freedoms.
 - **Charter** schools are autonomous public schools designed to meet the needs of students through a specific program or approach. They must be non-religious.

Private schools operate outside the public education system. Private schools may charge tuition and other fees. There are two kinds of private schools.

 - Accredited private schools must offer the Alberta Program of Studies with certificated teachers; they may be partially funded or non-funded.
 - Registered private schools are not required to offer the Program of Studies and are not funded.

Other schools are accredited post-secondary institutions offering high school courses for credit to adults.

Definitions and Notes (*continued*)

- **Post-secondary** participation refers to enrolment in a post-secondary institution in Alberta. When a student was enrolled in more than one session in the study year, one session was chosen to provide values for credential type, enrolment status, and institution type for that individual. Full-time enrolments were chosen over part-time, winter session enrolments were chosen over fall sessions, and fall sessions were chosen over spring and summer enrolments. If only spring or summer enrolments occurred, the session was randomly chosen from among the spring and summer enrolments.
- **Credential types** for post-secondary programs include bachelor/applied/graduate programs (also called degree-granting), certificate/diploma programs, and programs with no credential received upon completion.
- **Enrolment status** for post-secondary programs consists of full-time (students who enrolled in at least 60% of a full course load in at least one session in the academic year) or part-time (students who were enrolled in less than 60% of full course load in all sessions attended for the academic year).
- **Institution types** for post-secondary programs included comprehensive academic and research institutions (Athabasca University, University of Alberta, University of Calgary, University of Lethbridge), baccalaureate and applied studies institutions (Grant MacEwan and Mount Royal), polytechnical institutions (NAIT and SAIT), comprehensive community institutions (e.g., Bow Valley College, NorQuest College, Red Deer College), independent academic institutions (e.g., Concordia University College of Alberta, St. Mary's University College), and specialized arts and culture institutions (Alberta College of Art and Design and The Banff Centre).
Emergency room visits refer to visits to emergency departments for assessment or treatment.
- **Hospitalizations** refer to admissions to hospital for assessment or treatment.
- **Physician visits** reflect fee claims made by physicians when patients visit their offices. In this report, multiple claims by a given physician for a given patient on the same day were counted as a single visit. Reasons for physician visits were not available for this project.

Educational experiences of Albertan youth with income support activity

Data sources

Ministry	Database	Use in this report
Enterprise and Advanced Education	Learner Enrolment Reporting System (LERS)	Post-secondary education enrolment data
Education	Corporate Data Warehouse (CDW)	Primary and secondary education achievement data
Health	Inpatient – Discharge Abstract Database (DAD)	Hospitalization data
Health	Ambulatory Care (ACCS)	Emergency room visit data
Health	Practitioner Payments (SESE)	Physician visit data
Health	Alberta Health Care Insurance Plan Population Registry (AHCIP registry)	Population registry
Human Services	Family Support for Children with Disabilities Information System (FSCDIS)	Family Supports for Children with Disabilities data
Human Services	Central Client Directory (CCD)	Income support data

References

1. Alberta Human Resources and Employment. (2006). *Working, Expected to Work Project (ETW)*. Retrieved from: http://employment.alberta.ca/documents/FCH/FCH-IS_working_expectedtowork.pdf
2. Brownell, M. D., Roos, N. P., MacWillilma, L., Leclair, L., Ekuma, O., & Fransoo, R. (2010). Academic and social outcomes for high-risk youths in Manitoba. *Canadian Journal of Education*, 33, 804-836.
3. Baron, J. D., Cobb-Clark, D. A., & Erkal, N. (2008). *Cultural transmission of work-welfare attitudes and the inter-generational correlation in welfare receipt* (IZA Discussion Paper. No. 3904). Retrieved from <http://ftp.iza.org/dp3904.pdf>
4. Alberta Human Resources and Employment, People and Skills Investment Division, Steering Committee. (2006). *Analysis of reentry into income support program in Alberta project phase one*. Retrieved from http://employment.alberta.ca/documents/FCH/FCH-IS_is_reentry_analysis.pdf
5. Pampalon, R., Hamel, D., Garnache, P., & Raymond, G. (2009). A deprivation index for health planning in Canada. *Chronic Diseases in Canada*, 29(4), 178-91.
6. The Johns Hopkins University. (2008). *The Johns Hopkins ACG® System Reference Manual, Version 8.2*. Johns Hopkins University: Baltimore.

The Child and Youth Data Laboratory

The **Child and Youth Data Laboratory** (CYDL) links and analyzes administrative data from child- and youth-serving ministries in the Government of Alberta. The ministries participate in research design and provide data elements that contribute to answering research questions.

The CYDL's research provides groundbreaking opportunities to understand relationships between critical factors in the lives of children and youth in Alberta. The research results can be used to inform policy and program development and evaluation, both within and across ministries, and to inspire further research.

The CYDL is managed by the **Alberta Centre for Child, Family and Community Research** (ACCFRC). The Centre has evolved over its eight year history as a public-sector, innovative resource for evidence. The Centre develops, supports and integrates research across sectors and disciplines to provide a strong, evidence-based foundation for identifying and promoting effective public policy and service delivery to improve the well-being of children, families, and communities in Alberta, Canada, and internationally.

Our partners

This project was carried out on behalf of six ministries of the Government of Alberta. Each ministry collaborated extensively with the CYDL on this project, and their dedication to the project is gratefully acknowledged:

Enterprise and Advanced Education
Education
Health
Human Services
Aboriginal Relations
Justice and Solicitor General

Suggested citation

Child and Youth Data Laboratory (2012). *Educational experiences of Albertan youth with income support activity*. Edmonton: Alberta Centre for Child, Family and Community Research.

Contact CYDL

www.research4children.com

Click on "Data"

Xinjie Cui, Director
780 944 8631
xcui@research4children.com

Leslie Twilley, Senior Scientist
780 408 8734
ltwilley@research4children.com

Cecilia Bukutu, Research Scientist
780 408 8732
cbukutu@research4children.com



**Government
of Alberta** ■